

Announcement: PS6 due this Friday (May 1).

Take-home final will be available via email & BLACKBOARD on **May 6** at **2:30 PM** and due via email / BLACKBOARD on **May 13** at **2:30 PM**.

Spectrum of Riemannian manifolds

(M^m, g) closed, oriented Riem. mfd.

\rightsquigarrow Hodge Laplacian $\Delta := d\delta + \delta d : \Omega^p(M) \rightarrow \Omega^p(M)$

$\mathcal{H}_p := \{ \alpha \in \Omega^p(M) : \Delta \alpha = 0 \}$ "harmonic p-forms"

Remark: $\Delta = -\operatorname{div}(\nabla \cdot)$ on $C^\infty(M)$.

More generally, consider the eigenvalue problem:

$$\Delta \alpha = \lambda \alpha$$

λ : eigenvalue

$\alpha \in \Omega^p$: eigenvector

"Functional Analysis" $\Rightarrow \exists$ seq. of eigenvalues

$$0 \leq \lambda_0 \leq \lambda_1 < \lambda_2 < \lambda_3 < \dots < \lambda_n < \dots \rightarrow +\infty$$

p-Spectrum of (M, g)

and eigenspace $V_n := \{ \alpha \in \Omega^p(M) : \Delta \alpha = \lambda_n \alpha \}$ finite dim'l

$\because \Delta$ self-adj $\Rightarrow \exists$ complete O.N.B. (w.r.t. L^2) $\alpha_1, \alpha_2, \dots$ of eigenforms for $\Omega^p(M)$ for each $p=0, 1, 2, \dots, m$.

Remark: We know more for the case $p=0$ (i.e. on functions).

Next: Study the "0"-spectrum of $(S^m, g_{\text{round}}) \subseteq \mathbb{R}^{m+1}$.

(i) When $m=1$: $S^1 = \bigcirc = \mathbb{R} / \sim_{p \sim p+2\pi}$ $\xRightarrow{\text{Fourier analysis}}$ $\lambda_n = n^2, n \geq 0$
 $V_n = \operatorname{span} \{ \cos n\theta, \sin n\theta \}$

(ii) When $m \geq 2$: $S^m = \text{circle} \in \mathbb{R}^{m+1}$ std coord: $(x^1, x^2, \dots, x^{m+1})$

Spherical coord: $(r, \underbrace{\xi^1, \dots, \xi^m}_{\text{angular variable}})$
 $|x|$

$$g_{\mathbb{R}^{m+1}} = \sum_{i=1}^{m+1} (dx^i)^2 = dr^2 + r^2 g_{S^m}$$

$$\text{i.e. } (g_{ij}) = \begin{matrix} r & \xi^1 & \dots & \xi^m \\ \begin{matrix} \vdots \\ \vdots \\ \vdots \end{matrix} & \begin{matrix} 1 & 0 & \dots & 0 \\ 0 & r^2 g_{ij}^m(\xi^1, \dots, \xi^m) \end{matrix} \\ \begin{matrix} \xi^1 \\ \vdots \\ \xi^m \end{matrix} & \end{matrix}$$

Using this, one can express Δ in spherical coordinates:

$$f \in C^\infty(\mathbb{R}^{m+1}) \rightarrow \Delta_{\mathbb{R}^{m+1}} f = \frac{1}{r^m} \frac{\partial}{\partial r} \left(r^m \frac{\partial f}{\partial r} \right) + \frac{1}{r^2} \Delta_{S^m} f \quad \dots \dots (*)$$

Q: Find all eigenvalues/eigenfunctions of Δ_{S^m} ?

Let $P_n(x^1, \dots, x^{m+1}) = r^n f(\xi)$ be "homogeneous" polynomial.
 (of degree n)

(E.g.) $P_2(x, y, z) = xy + yz + xz$

Suppose P_n is harmonic w.r.t. $\Delta_{\mathbb{R}^{m+1}}$. Then

$$0 = \Delta_{\mathbb{R}^{m+1}} P_n = \frac{1}{r^m} \frac{\partial}{\partial r} \left(r^m \frac{\partial}{\partial r} (r^n f(\xi)) \right) + \frac{1}{r^2} \Delta_{S^m} (r^n f(\xi))$$

$$= n(m+n-1) \frac{f(\xi)}{r^{2-n}} + \frac{1}{r^{2-n}} \Delta_{S^m} f(\xi)$$

FACT: All eigenfunctions arise this way!

$$\Rightarrow -\Delta_{S^m} f = n(m+n-1) f$$

i.e. $f(\xi)$ is an eigenfunction of (S^m, g_{S^m}) with $\lambda_n = n(m+n-1)$

$$0 = \lambda_0 < \lambda_1 < \lambda_2 < \dots < \lambda_n < \dots \rightarrow +\infty$$

$$V_0 = \{ \text{const fcn} \}$$

$$V_1 = \{ \text{linear fcn} \}$$

$$V_2 = \{ \text{quadratic harmonic polynomials} \}$$

"Spherical harmonics"

Eigenvalue estimates

GOAL: How to estimate (from below/above) the spectrum of (M^m, g) in terms of "geometric information" like curvature, volume, diam.?

Lichnerowicz Thm:

Let (M^m, g) be closed with $\text{Ric} \geq (m-1)\kappa g$ for some const. $\kappa > 0$.

Then,

$$\lambda_1(M^m, g) \geq m\kappa = \lambda_1(S^m(\frac{1}{\sqrt{\kappa}}, g_{\text{round}})$$

Remark: "=" holds $\Leftrightarrow (M^m, g) \stackrel{\text{isometric}}{\cong} (S^m(\frac{1}{\sqrt{\kappa}}, g_{\text{round}})$. (Obata)

Basic Idea: Integrate some "Böchner-Weitzenböck formula"

Recall: (WF) for 1-forms $\alpha \in \Omega^1(M)$:

$$\frac{1}{2} \Delta |\alpha|^2 = |D\alpha|^2 + \langle \alpha, \Delta \alpha \rangle + \text{Ric}(\alpha^\#, \alpha^\#)$$

Apply this to an "exact" 1-form $\alpha = du$ for $u \in C^\infty(M)$.

$$\frac{1}{2} \Delta |du|^2 = |D(du)|^2 + \langle du, \Delta(du) \rangle + \text{Ric}(du^\#, du^\#)$$

i.e. $\frac{1}{2} \Delta |\nabla u|^2 = |\text{Hess } u|^2 + \langle \nabla u, \nabla(\Delta u) \rangle + \text{Ric}(\nabla u, \nabla u)$ (#)

$$\forall u \in C^\infty(M)$$

Proof of Lichnerowicz Thm:

Assume $u \in C^\infty(M)$ is a first eigenfunction of (M^m, g) .

i.e. $-\Delta u = \lambda u$ where $\lambda = \lambda_1(M, g)$.

Plug into (#) and integrate over M :

$$0 \stackrel{\text{div. thm.}}{=} \frac{1}{2} \int_M \Delta |\nabla u|^2 = \int_M \overbrace{|\text{Hess } u|^2}^{\geq 0} + \langle \nabla u, \nabla(\underbrace{\Delta u}_{-\lambda u}) \rangle + \underbrace{\text{Ric}(\nabla u, \nabla u)}_{\geq (m-1)\kappa |\nabla u|^2}$$

$$\because M \text{ closed}$$

Note: $\text{Hess } u = \overset{\circ}{\text{Hess}} u + \frac{\Delta u}{m} g$, so we have

$$|\text{Hess } u|^2 = |\overset{\circ}{\text{Hess}} u|^2 + \left| \frac{\Delta u}{m} g \right|^2 \geq \frac{(\Delta u)^2}{m} = \frac{\lambda^2}{m} u^2$$

Putting all these together.

$$0 \geq \int_M \frac{\lambda^2}{m} u^2 - \lambda |\nabla u|^2 + (m-1)\kappa |\nabla u|^2$$

Observe: $\lambda \int_M u^2 = \int_M -u \Delta u \stackrel{\text{div}(u \nabla u) = \int_M u \Delta u + |\nabla u|^2}{\equiv} \int_M |\nabla u|^2$

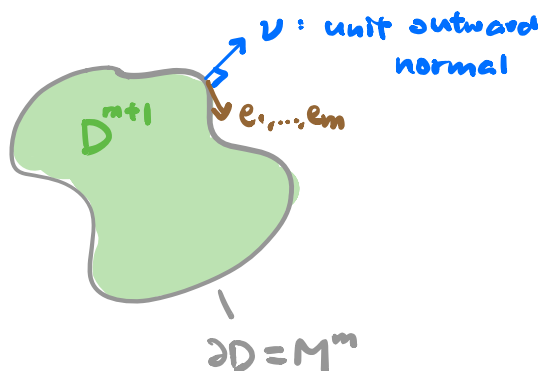
$$\Rightarrow 0 \geq \int_M \underbrace{\left(\frac{\lambda}{m} - \lambda + (m-1)\kappa \right)}_{\text{constant} \leq 0} |\nabla u|^2$$

$\because u \neq \text{const.}$

$$\Rightarrow \frac{m-1}{m} \lambda \geq (m-1)\kappa \quad \text{i.e.} \quad \lambda \geq m\kappa.$$

Reilly's Inequality & applications

Consider: (D^{m+1}, g) cpt Riem. mfd w/ boundary $\partial D = M^m$



(local)
 $\{e_1, \dots, e_m\}$ O.N.B for TM

2nd ff. of $\partial D = M$: $\text{II}(x, Y) := -\langle \bar{\nabla}_x Y, v \rangle$
 trace \leadsto mean curvature H .

In O.N.B., $h_{ij} = \text{II}(e_i, e_j)$, $H = \sum_i h_{ii}$.

Notation: On D^{m+1} , $\bar{\nabla}, \bar{\Delta}$
 On M^m , ∇, Δ

Reilly's formula: $\forall f \in C^\infty(D)$, we have

$$\frac{m}{m+1} \int_D (\bar{\Delta} f)^2 \geq \int_D \overline{\text{Ric}}(\bar{\nabla} f, \bar{\nabla} f) + \int_M H \left(\frac{\partial f}{\partial \nu} \right)^2 + 2(\Delta f) \left(\frac{\partial f}{\partial \nu} \right) + \text{II}(\nabla f, \nabla f)$$

↑ interior terms
↑ boundary terms

Moreover, "=" holds $\Leftrightarrow \overline{\text{Hess}} f = \frac{\bar{\Delta} f}{m+1} g$ in D .

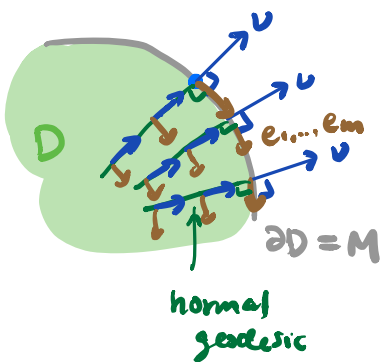
"Sketch of Proof": Integrate (#) over D , $\forall f \in C^\infty(D)$.

$$\int_D \frac{1}{2} \bar{\Delta} |\bar{\nabla} f|^2 = \int_D |\overline{\text{Hess}} f|^2 + \underbrace{\langle \bar{\nabla} f, \bar{\nabla}(\bar{\Delta} f) \rangle}_{\substack{\text{integrate} \\ \text{by part}}} + \underbrace{\overline{\text{Ric}}(\bar{\nabla} f, \bar{\nabla} f)}_{\substack{\text{keep} \\ \text{(\#\#)}}}$$

|| div. thm.
|| $\frac{1}{m+1} (\bar{\Delta} f)^2$

$$\frac{1}{2} \int_M \frac{\partial}{\partial \nu} |\bar{\nabla} f|^2 \quad \leftarrow \text{Compute this!}$$

Establish a local o.n.b.:



Want: Extend o.n.b. $\{e_1, \dots, e_m, e_{m+1} = \nu\}$ locally from M into D st.

- $\langle e_{m+1}, e_i \rangle = 0 \quad i=1, \dots, m+1$
- e_{m+1} tangent to geodesics \perp to M

In these o.n.b., $|\bar{\nabla} f|^2 = \sum_{i=1}^{m+1} (e_i(f))^2$ in some tubular nbd near M .

$$\text{So, } \frac{1}{2} \frac{\partial}{\partial \nu} |\bar{\nabla} f|^2 \stackrel{e_{m+1} = \nu}{=} \sum_{i=1}^{m+1} e_i(f) e_{m+1}(e_i f)$$

$$\begin{aligned}
&= e_{m+1}(f) \underbrace{e_{m+1}(e_{m+1}f)} + \sum_{i=1}^m (e_i f) (e_{m+1}(e_i f)) \\
&= e_{m+1}(f) \left(\bar{\Delta} f - \sum_{i=1}^m f_{;ii} \right) + \sum_{i=1}^m (e_i f) \left(e_i (e_{m+1}f) + [e_{m+1}, e_i]f \right) \\
&\stackrel{\because \nu = e_{m+1}}{=} \left(\frac{\partial f}{\partial \nu} \right) \left(\bar{\Delta} f - \Delta f - H \frac{\partial f}{\partial \nu} \right) + \sum_{i=1}^m (e_i f) \left(e_i \left(\frac{\partial f}{\partial \nu} \right) - \sum_{j=1}^m h_{ij} (e_j f) \right)
\end{aligned}$$

$\bar{\nabla}_{e_{m+1}} e_i - \bar{\nabla}_{e_i} e_{m+1}$
 swap

L.H.S. of (**)

$$\begin{aligned}
&= \int_M (\bar{\Delta} f) \left(\frac{\partial f}{\partial \nu} \right) - (\Delta f) \left(\frac{\partial f}{\partial \nu} \right) - H \left(\frac{\partial f}{\partial \nu} \right)^2 \\
&\quad + \langle \nabla f, \nabla \left(\frac{\partial f}{\partial \nu} \right) \rangle - \text{II}(\nabla f, \nabla f)
\end{aligned}$$

div thm over the closed mfd M

$$= \int_M (\bar{\Delta} f) \left(\frac{\partial f}{\partial \nu} \right) - 2(\Delta f) \left(\frac{\partial f}{\partial \nu} \right) - H \left(\frac{\partial f}{\partial \nu} \right)^2 - \text{II}(\nabla f, \nabla f)$$

R.H.S. of (**)

$$\begin{aligned}
&\geq \int_D \frac{1}{m+1} (\bar{\Delta} f)^2 - \int_D (\bar{\Delta} f)^2 + \int_M (\bar{\Delta} f) \left(\frac{\partial f}{\partial \nu} \right) \\
&\quad + \int_D \overline{\text{Ric}}(\bar{\nabla} f, \bar{\nabla} f)
\end{aligned}$$

after integration by part.

Combining these two,

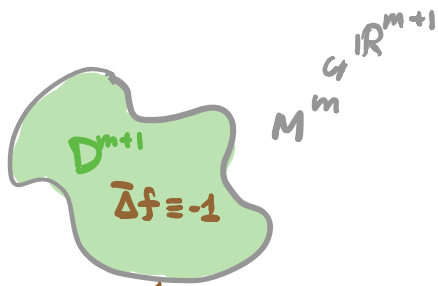
$$\frac{m}{m+1} \int_D (\bar{\Delta} f)^2 \geq \int_D \overline{\text{Ric}}(\bar{\nabla} f, \bar{\nabla} f) + \int_M H \left(\frac{\partial f}{\partial \nu} \right)^2 + 2(\Delta f) \left(\frac{\partial f}{\partial \nu} \right) + \text{II}(\nabla f, \nabla f)$$

Idea: By choosing some "special functions" in Reilly's formula we can conclude some geometric/topological results.

Alexandrov's Theorem: Any closed embedded hypersurface $M^m \subseteq \mathbb{R}^{m+1}$ with constant mean curvature (CMC) is a round sphere.

Remark: False if M is not closed (Delaunay) or embedded (Wente)

Proof: Jordan-Brouwer separation Thm $\Rightarrow M$ bounds a cpt domain D



WLOG: $H \equiv m$ (by scaling)

Goal: Find a "good" $f \in C^\infty(D)$ and plug into Reilly's formula

"PDE theory" $\Rightarrow \begin{cases} \Delta f = -1 & \text{in } D \\ f|_M = 0 \end{cases}$

has a solution $f \in C^\infty(D)$

Plug into Reilly's ineq., $= 0 \because D \subset \mathbb{R}^{m+1}$ flat

$$\frac{m}{m+1} \int_D (\Delta f)^2 \geq \int_D \text{Ric}(\nabla f, \nabla f) + \int_M H \left(\frac{\partial f}{\partial \nu}\right)^2 + 2 \int_M (\Delta f) \left(\frac{\partial f}{\partial \nu}\right) + \int_M \text{II}(\nabla f, \nabla f)$$

$\begin{matrix} \text{---} \\ \text{---} \\ \text{---} \end{matrix}$

$$\Rightarrow \frac{m}{m+1} |D| = \frac{m}{m+1} \int_D 1 \geq m \int_M \left(\frac{\partial f}{\partial \nu}\right)^2 \quad \text{--- (1)}$$

Volume of D

By Cauchy-Schwarz ineq., div. thm.

$$|D|^2 = \left(\int_D \Delta f\right)^2 \stackrel{\text{div. thm.}}{=} \left(\int_M \frac{\partial f}{\partial \nu}\right)^2 \stackrel{\text{C.S.}}{\leq} \left(\int_M 1^2\right) \left(\int_M \left(\frac{\partial f}{\partial \nu}\right)^2\right)$$

$$= |M| \int_M \left(\frac{\partial f}{\partial \nu}\right)^2$$

$$\Rightarrow |D|^2 \leq |M| \int_M \left(\frac{\partial f}{\partial \nu}\right)^2 \quad \text{--- (2)}$$

area of M

(1) & (2) \Rightarrow

$(m+1) |D| \leq |M|$

Claim: $(m+1) |D| = |M|$

Proof of claim: Let $\vec{X}(x) := (x^1, x^2, \dots, x^{m+1})$ position vector field.

$$\bullet \Delta_M \vec{X} = \vec{H} \equiv -m \nu$$

(Ex)

$$\Rightarrow \frac{1}{2} \Delta_M |\vec{X}|^2 = \langle \Delta_M \vec{X}, \vec{X} \rangle + |\nabla_M \vec{X}|^2$$
$$= \langle \vec{H}, \vec{X} \rangle + m$$

$$\therefore \frac{1}{2} \Delta_M |\vec{X}|^2 = -m \langle \vec{X}, \nu \rangle + m.$$

Integrate over the closed hypersurface M ,

$$0 = \frac{1}{2} \int_M \Delta_M |\vec{X}|^2 = -m \int_M \langle \vec{X}, \nu \rangle + m |M|$$

div thm
M closed

$$\text{i.e. } |M| = \int_M \langle \vec{X}, \nu \rangle \stackrel{\text{div thm on } D}{=} \int \operatorname{div}_{\mathbb{R}^{m+1}} \vec{X} = (m+1) |D| \quad \text{Claim}$$

Claim \Rightarrow All inequalities in (1), (2) are equalities.

$$\Rightarrow \overline{\operatorname{Hess} f} = \frac{-1}{m+1} \delta \Rightarrow \overline{\operatorname{Hess} \left(f + \frac{1}{2(m+1)} |\vec{X}|^2 \right)} \equiv 0 \text{ in } D$$

linear function + constant $\Rightarrow M = \text{round sphere}$

~ END OF COURSE ~